

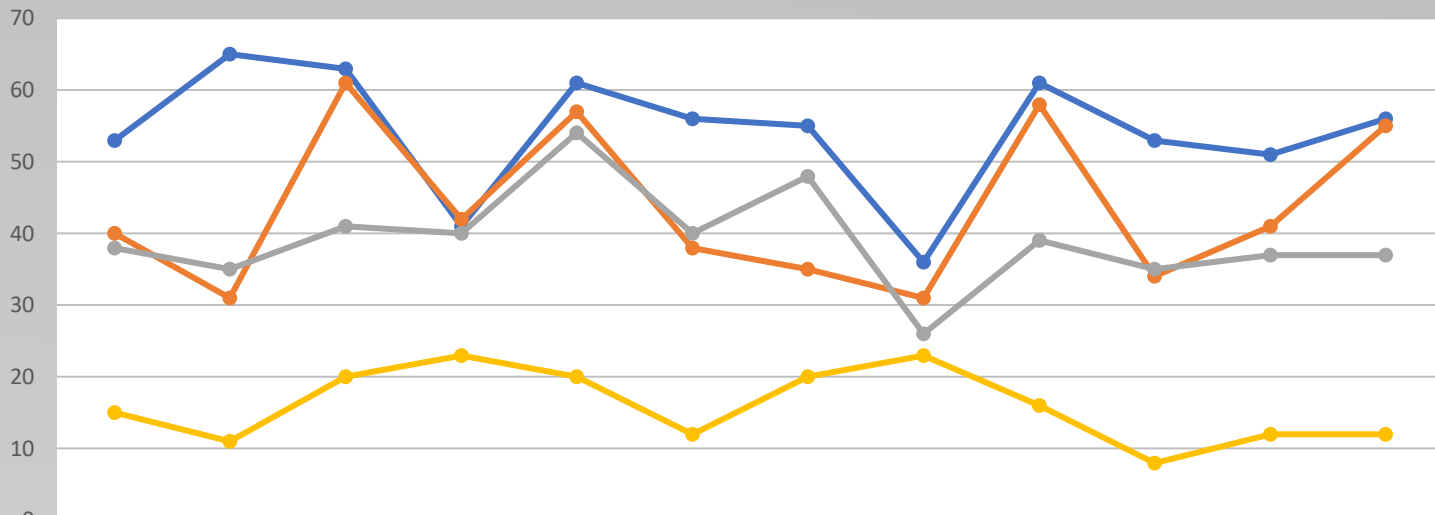
Dashboard PowerPoint 2022

YAVAPAI *AZ* COUNTY



SHERIFF

2022 MONTHLY ARRESTS AREA COMMAND

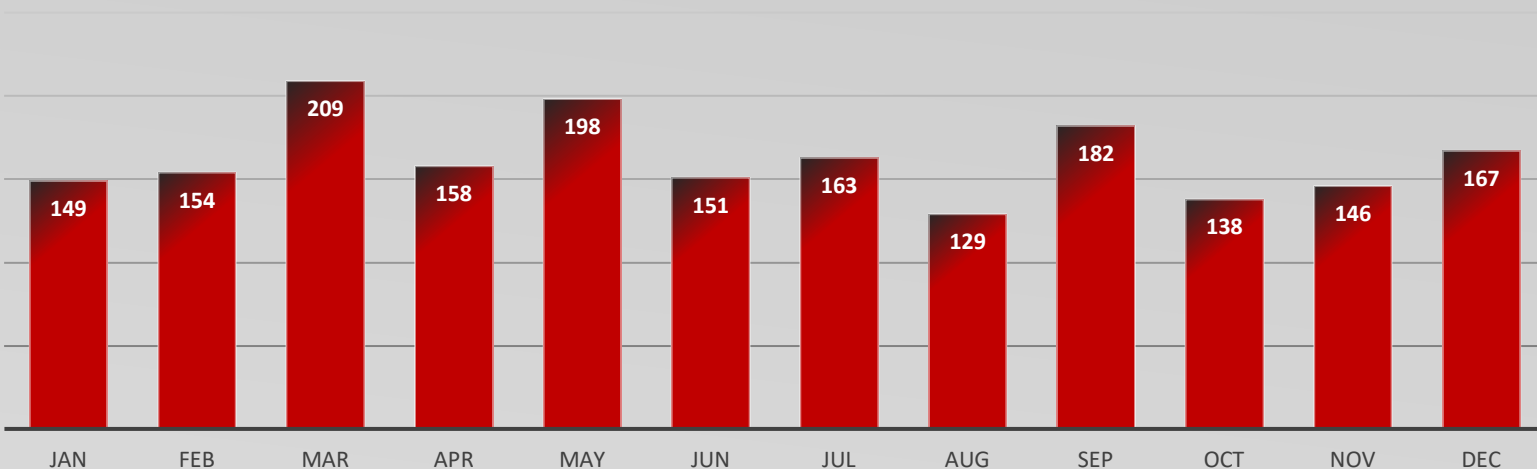


—●— EAC	53	65	63	41	61	56	55	36	61	53	51	56
—●— NAC	40	31	61	42	57	38	35	31	58	34	41	55
—●— SAC-E	38	35	41	40	54	40	48	26	39	35	37	37
—●— SAC-W	15	11	20	23	20	12	20	23	16	8	12	12

2022 TOTAL ARRESTS AREA COMMAND

EAC	651
NAC	523
SAC-E	470
SAC-W	192

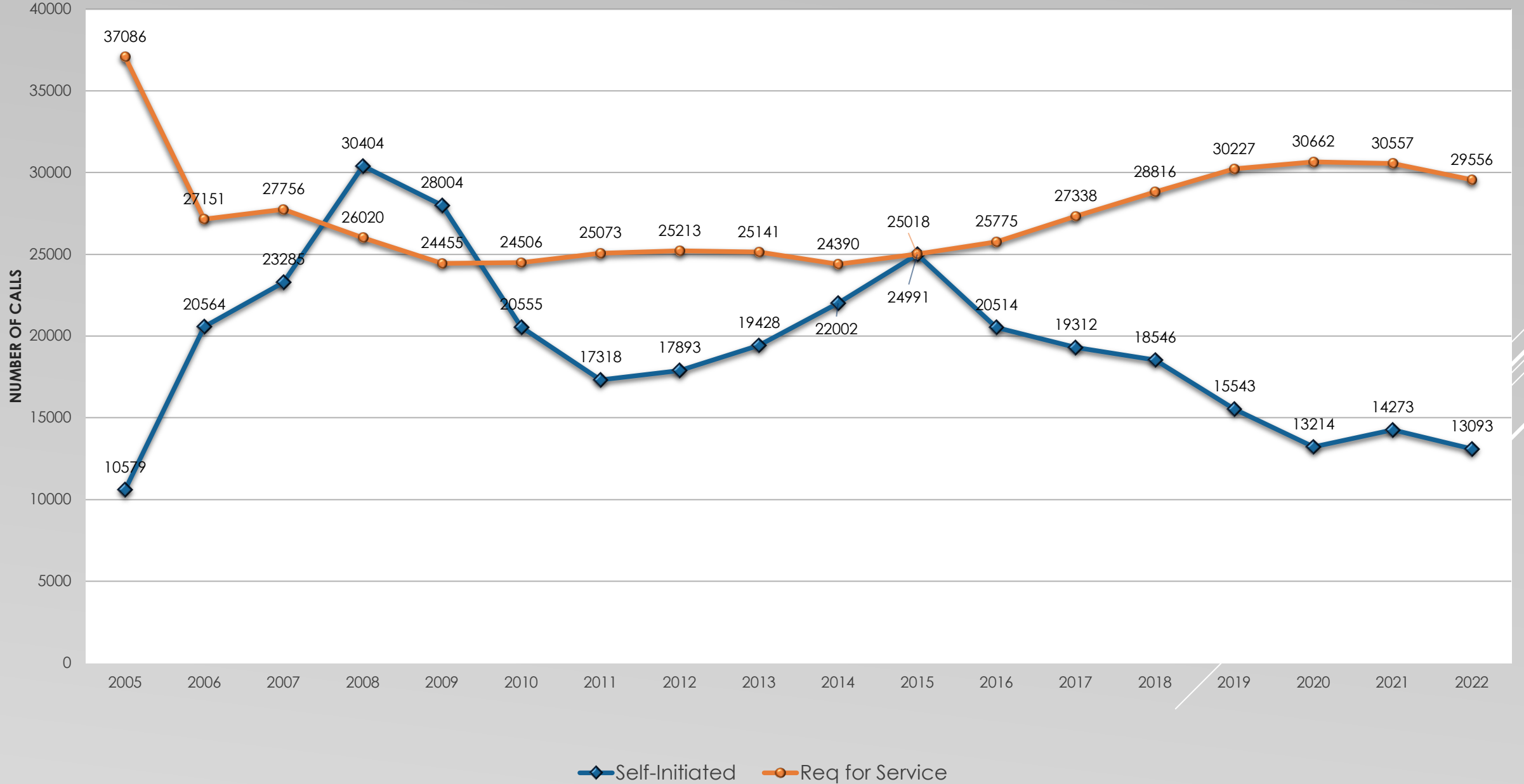
2022 TOTAL MONTHLY ARRESTS



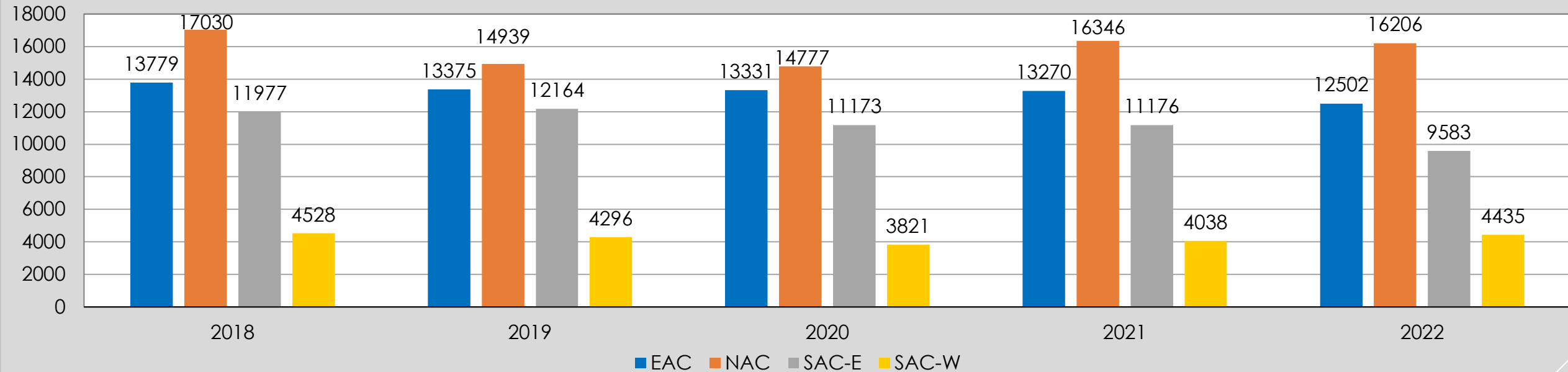
2022 TOTAL ARRESTS

ARRESTS	1944
----------------	-------------

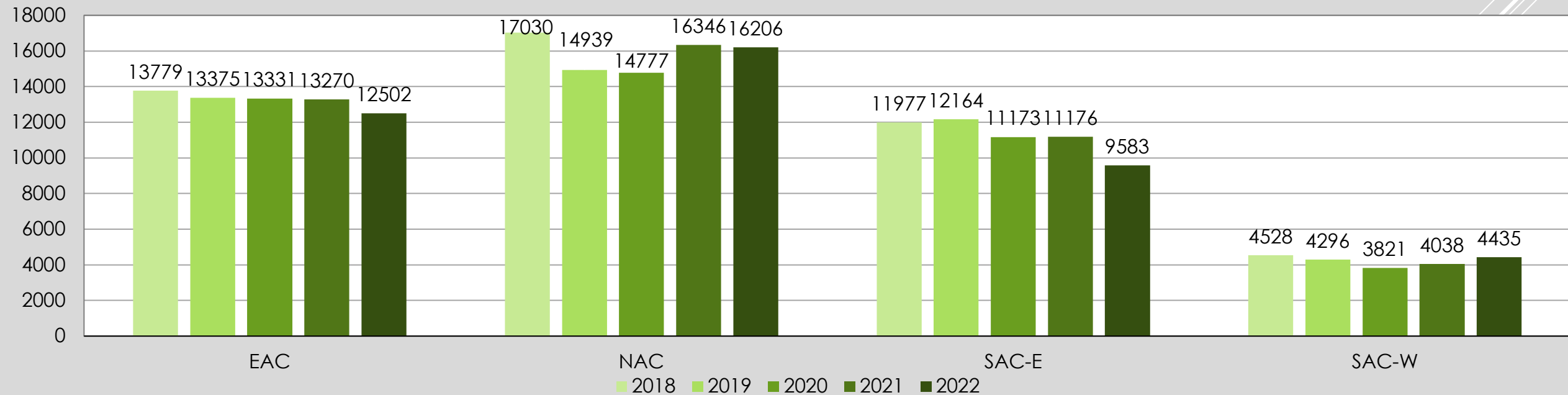
JAN - DEC



TOTAL CALLS BY AREA / YEAR



TOTAL CALLS BY YEAR



Eastern Area Command and Forest Patrol

EAC and Forest Patrol conducted a series of public land enforcement operations amplified through Social Media posts, which were among the most positively received social media content measured by our sentiment analysis instrument.

EAC continued to see high levels of personnel intensive calls, including a risk of violence or self-harm. EAC led the agency in arrests for the year and in 11 of 12 months with 651 arrests for the year. EAC deputies responded to 102 dead bodies, 10 suicides, 53 suicide threats, and 17 attempted suicides. The transition to 12-hour shifts at the beginning of December 2022 allowed us to maintain consistently higher staffing.

2022 Search & Rescue Missions & SAR Volunteer Stats

Search & Rescue Missions	127
Total State Mission Costs Eligible for Reimbursement	\$30,274.00
County Missions w/ Volunteers	12
Fires worked w/ Volunteers	3
Total SAR Training Missions	324
Total SAR Academies Completed	3
New Volunteers Brought on Board	50
Total SAR Volunteers Active	260
Worker's Comp Cases for 2022	0
Damage Claims Paid (1)	\$123.82
ASARCA III (BOTTOM LEVEL) CERTIFIED	15
ASARCA II CERTIFIED	103
ASARCA TRACKER III CERTIFIED	38
ASARCA TRACKER II CERTIFIED	20
ASARCA TRACKER I CERTIFIED	4
ASARCA K9 AIR SCENT II CERTIFIED	3
ASARCA HRD K9 LAND II CERTIFIED	2
ASARCA K9 AIR SCENT I CERTIFIED	1
ASARCA HRD K9 Crime Scene CERTIFIED	1
Technical Rope Rescue Operators CERTIFIED	9

Northern Area Command

For the year of 2022, the Northern Area Command had the highest total number of calls for service between the patrol area commands. Throughout the year complaints regarding traffic issues in areas such Iron Springs Rd. and Williamson Valley Rd. were met with coordination and requests for Governor's Office of Highway Safety (GOHS) funded details.

The deputies and sergeants of the Northern Area Command continue to demonstrate pride and dedication to serving the community of Yavapai County.

2022 NAC – Selected Call Natures	
Dead Bodies	93
Suicide Threats	69
Attempted Suicides	20
Suicides	16

Southeastern Area Command

This year we responded to community concerns about squatters living in abandoned residences and on properties in old RVs and motorhomes. We trained our deputies so that our responses were consistent, legal, and compassionate. Partnerships were formed with Developmental Services and the Arizona Land Trust who provided funding to remove abandoned motorhomes from public and private lands.

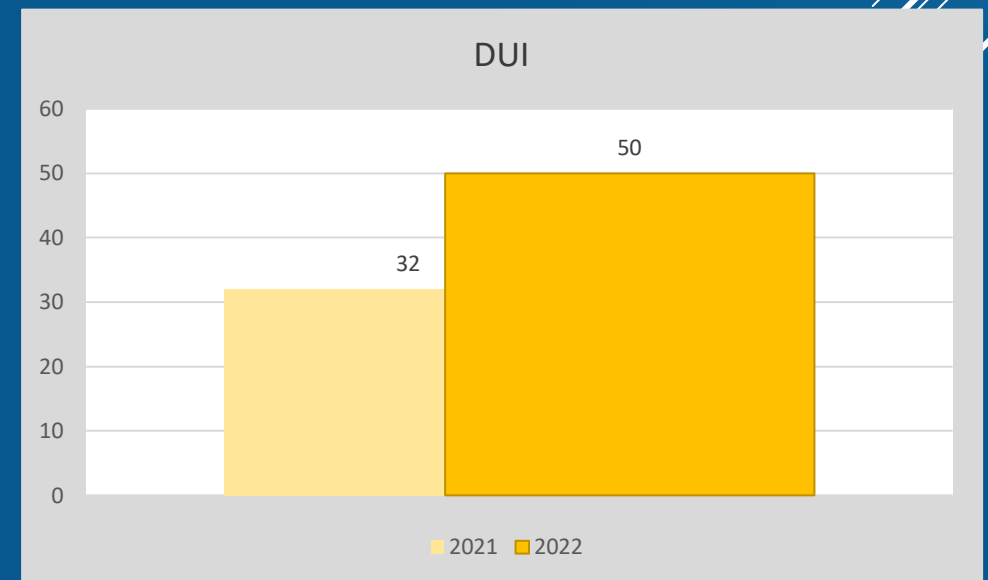
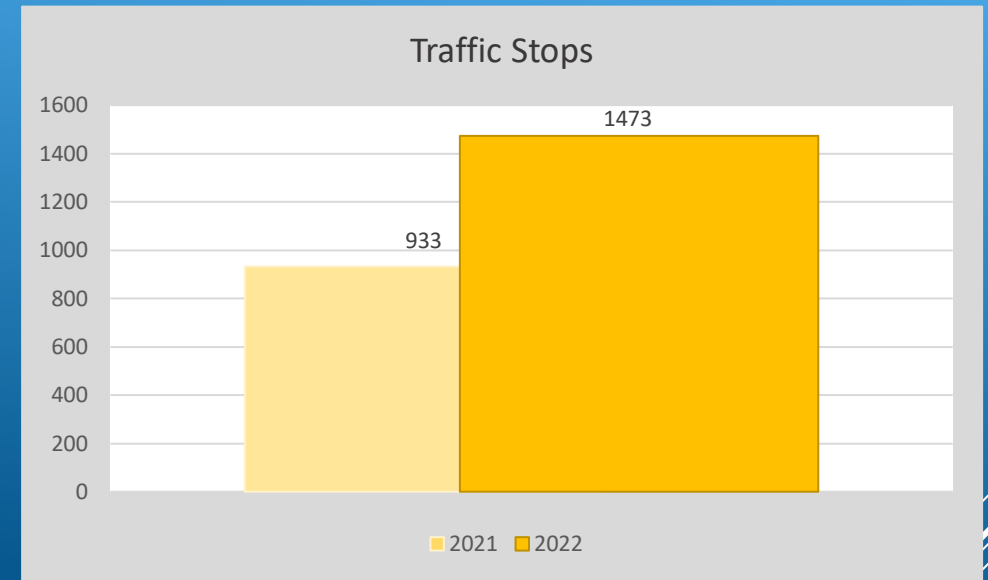
A disturbing trend emerged where the Southeastern Area Command leads the Agency in SWAT and QRT calls. Out of 28 tactical call outs SACE was responsible for 16 of those calls. Also, during 2022, SACE deputies responded to 76 dead bodies, 12 suicides, 52 suicide threats, and 19 attempted suicides.



Southwestern Area Command

The communities in the Southwest Area Command indicated their chief concern and complaint was traffic related offenses. The Southwest Area Command displayed an increased focus on traffic related offenses. 1,473 traffic stops were performed an increase from 933 in 2021. DUI numbers increased from 32 in 2021 to 50 in 2022, a 36 percent increase. The 1,473 traffic stops account for approximately 1\3 of the total calls for SWAC during the year of 2022. The deputies have taken their concerns to heart and increased the traffic enforcement drastically.

SWAC deputies have also responded to 27 dead bodies, 1 suicide, 10 suicide threats, and 4 attempted suicides.



Criminal Investigations

It has been a busy year for Criminal Investigations.

In 2022, CIB has seen an increase in violent crime cases that require multiple detectives and supervisors as well as numerous evidence techs, due to the complexity of these types of cases.

During 2022, CIB handled 8 homicides as well as 3 attempted homicides. Criminal Investigations were assigned 229 investigations in 2022. 225 cases have been closed as solved in 2022, resulting in a 94% solvability rating. Along with making 61 arrests during 2022 with arrest rate of 24%.

Criminal Investigations cold case unit has also been hard at work getting a few of the old cases moving towards a resolution. Detectives were able to obtain DNA from a cold case that should be solved in the next few months as well as a couple other cases that they have been diligently working on.

Suspicious dead bodies	3
Agency assists	57
Patrol assists	96
Burglaries	7
Child abuse	6
Kidnapping	1
Missing persons	1
Homicide	8
Attempted homicide	3
Information	39
Pornography/ICAC	11
Sex offenses	62
SOFF registration violations	8
Suspicious suicides	4
Fraud	26
Thefts	7
Wanted persons	7
Weapon offenses	3
Infant deaths	2
Adult abuse	1
Arson	2
Assault	2
Auto thefts	1
USMS cases	36
USMS arrests	11
<u>Sex offender compliance:</u>	
Total registrants	611
New registrations	65
<u>Evidence:</u>	
Call out hours	207.25
Items received	808
Items released	1008

Partners Against Narcotics Trafficking

PANT saw several changes in 2022 with the addition of one DEA Task Force Officer and several agencies struggling to fill PANT positions due to manpower issues. PANT made the first prosecution regarding an overdose death and two additional cases are pending review and charging. PANT was notified of 144 suspected overdoses, down from 159 the previous year. Overdose Death Investigators responded to 43 fatal overdose deaths, an increase of 5 from the previous year. It was noted that Naloxone was administered 23 less times which could be a contributing factor to the increase in deaths.

PANT had an MDMA pill mill and DMT lab in Rimrock. Drugs trends continued to evolve with fentanyl pills arriving in a rainbow of colors including multi-colored tablets. Methamphetamine was found in multiple different colors including red and purple. Over 265 felony arrests for hundreds of various charges were completed by PANT in 2022. 83 search warrants were written and executed in 2022. Most of the year, PANT was extremely far below full staffing with an average of 4-6 detectives total for both sides of the taskforce. PANT also experienced a high turnover due to numerous promotions out of PANT by several agencies including YCSO, PVPD, and Sedona PD.

2022 PANT	
Suspected Overdoses	144
Fatal Overdose Deaths	43
Felony Arrests	265
Search Warrants Executed	83

PANT, separate from K9's, had a record year of Fentanyl pill and powder seizures.

Grants

Dema Human Trafficking Grant	\$500,000
Dema Fy23 Prosecution / Imprisonment Grant	\$611,732
Border Strikeforce Capitol Monies	\$777,383
County Opioid Settlement Monies	\$250,000
AZ Criminal Justice Commission – Funded / Will Reapply In 2023	\$353,946
Private Donation (Body Armor / Surveillance System) – Funded.	\$10,000

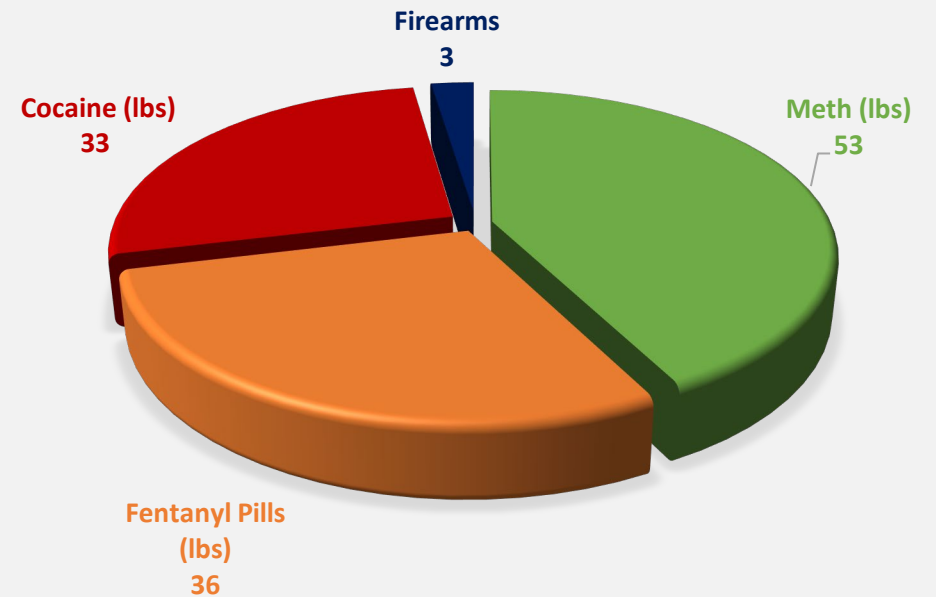
Due to changes in the asset forfeiture laws, PANT has applied for and is operating on numerous grants

K9

YCSO K9's are still one of the few teams in Arizona trained in Fentanyl detection. One K9 cold stop this year led to 53 pounds of meth, 36 pounds of fentanyl pills, 11 pounds of cocaine and 3 firearms. As a result of this stop, our partners in Phoenix wrote a search warrant which led to 22 pounds of cocaine found buried in the yard of a stash house.

In total, YCSO K9's seized a total of 933 pounds of marijuana, 207.25 pounds (or over 932,000 pills) of fentanyl, 157 pounds of methamphetamine, and 25.2 pounds of cocaine. Fentanyl seizures are continuing to rise yearly. K9 Unit also seized over \$40,000.00 in cash. (Note: per the DEA there are approximately 4,500 fentanyl pills per pound).

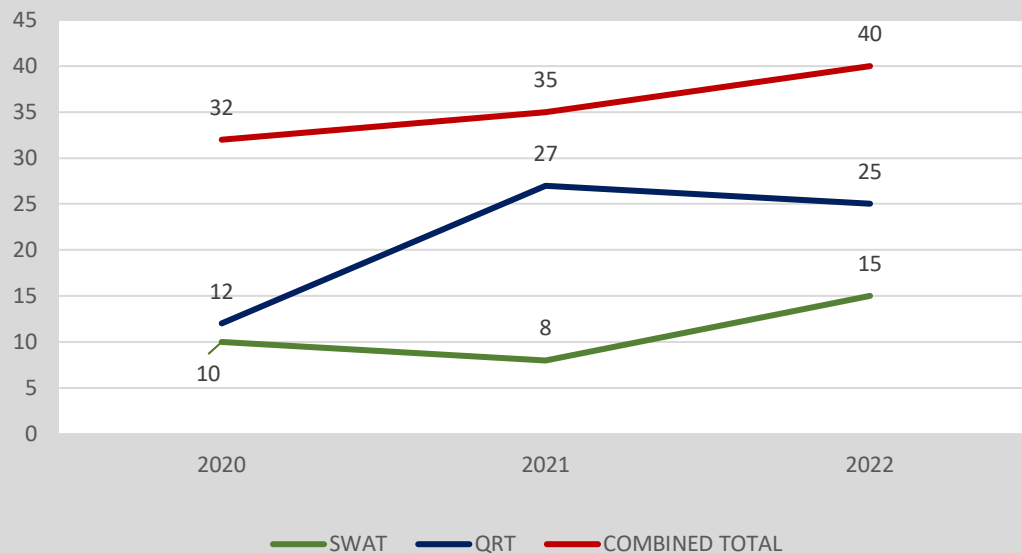
1 K9 STOP LED TO SEIZURE OF



Special Weapons and Tactics

For the 2022 calendar year, SWAT/QRT had a total of 40 call-outs. This was a 12.5% increase over the prior year, which only had 35 call-outs. Out of those 40, there were 15 SWAT call-outs and 25 QRT call-outs.

SWAT & QRT CALL-OUTS BY YEAR



SWAT Highlights

Agency Assists-officer involved shootings	2
High Risk Warrant Service	4
Multi Agency SWAT High Risk Warrant Service (YCSO, Pima County, Prescott Valley PD, US Marshal's)	1
Dignitary Protection	2
Barricade w/bomb threat	1
Barricade resulting in YCSO Operator shooting suspect	1
QRT Patrol/CI Assists	8
QRT Search Warrant Service	2
PANT Search Warrant Service	1

TRAINING

Training Section:

144 individual Deputies provided training at in-service and qualifications.

Achieved 100% compliance with AZPOST requirements.

Additional duties include NARTA DT, Firearm DT, High Country Training Academy Driving Instructor, Lead PT Instructor at NARTA, APAAC, Incident Command Training, onboarding of 4 Deputy Laterals, assisting with Gilbert Academy, SWAT Testing and Training, Drug Recognition Expert School, Impaired Driving Coordinator, and 12 individual open ranges for firearm qualifications. Additionally, all Deputies received training on Active Shooter Training in local schools.

In-service Training	1- four-day cycles	44 days
Open Range/Qualifications	Quals and training	11 days
NARTA- 2 academies per year		68 days
Defensive tactics	24 days	
Driving	10	
Firearms	14	
Stop and approach	8	
Patrol and Observation	6	
High risk vehicle stops	2	
Building search	2	
Active Shooter	2	
Zero week- 2 per year		
Patrol rifle class	24-hour class	6 days
Taser certification	8 hour /class	2 days
Shotgun refresher	4 hour /class	3 days
RDS Transition	10 hour /class	2 days
Active Shooter Scenarios	10 hours /day	6 days
VIP Academy	On weekends broke up over months	10 days
VIP Discrimination- VIRTRA		3 days
Discrimination- VIRTRA		2 days
VIP In-service		2 days
Totals		159 days

TRAINING (cont.)

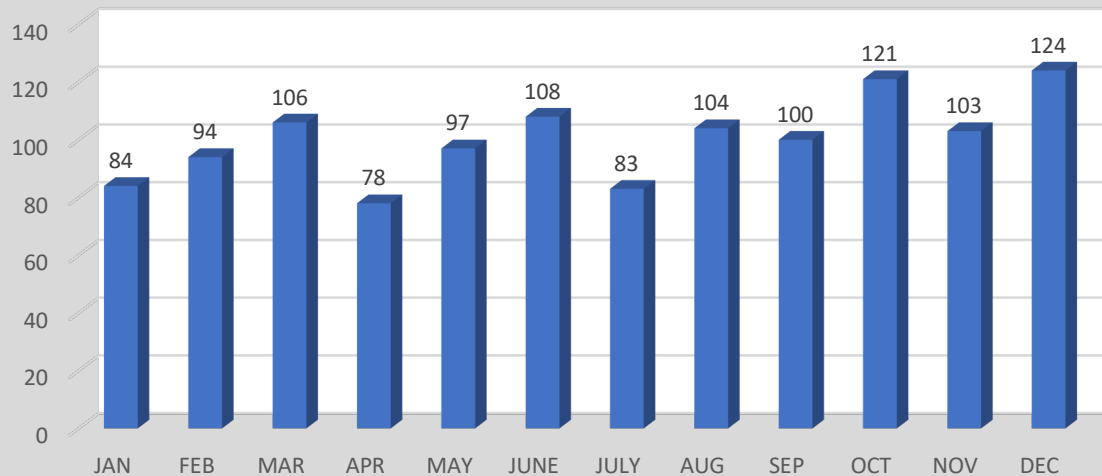
NARTA Section:

NARTA is our regional academy that we used. Last year we had 7 Recruits successfully complete NARTA academy, and three individuals make it through the Gilbert Academy. This is outside of the 144 that our Training Section trained during our in-service training events.

Civil Section:

1202 Civil papers served during 2022

Civil Process by Month



Traffic Enforcement Section:

Attended DRE Course Manager Instructor Course

Obtained "GOHS Impaired Driving Coordinator of the Year, 2022"

Began purchase of two "Ghost" marked patrol vehicles for Traffic Enforcement

Completed objectives of GOHS Grants

Completed Prop 207 training for entire agency

Effectively managed budget of \$75,917 from four different grants providing overtime for DUI/Speed enforcement

Purchase of capital outlay equipment (Drones & (9) Intox 9000's)

Purchased additional supplies including PBT's and LIDAR equipment.

9 Holiday Enforcement periods for DUI Enforcement

14 Speed Enforcement Details w/ Task Force Operations

Governor's Office of Highway Safety (GOHS)

DUI

DESCRIPTION	CONTRACT ACTIVITY
Total Contacts (Traffic Stops)	90
Total Sober Designated Drivers Contacted	55
Total Know Your Limit Contacts	187
DRE Evaluations Conducted	3
TOTAL DUI ARRESTS	12
Total DUI Aggravated	1
Total DUI Misdemeanor	11
Total DUI Extreme (.15 or Above)	2
Under 21 DUI Citations	
Average BAC	.142
Distracted Driving Citations	
Total DUI Drug Arrests	3
20-Day Vehicle Impounds	3
Seat Belt Citations	3
Child Restraint Citations	
Criminal Speed Citations	1
Reckless Driving Citations	1
Civil Speed Citations	14
Other Citations	
Other Arrests	6
Participating Officer/Deputies (Cumulative)	22

Speed Enforcement

DESCRIPTION	CONTRACT ACTIVITY
Total Contacts (Traffic Stops)	175
Total Sober Designated Drivers Contacted	
Total Know Your Limit Contacts	
DRE Evaluations Conducted	
TOTAL DUI ARRESTS	4
Total DUI Aggravated	1
Total DUI Misdemeanor	3
Total DUI Extreme (.15 or Above)	
Under 21 DUI Citations	
Average BAC	.133
Distracted Driving Citations	
Total DUI Drug Arrests	
20-Day Vehicle Impounds	1
Seat Belt Citations	25
Child Restraint Citations	1
Criminal Speed Citations	1
Reckless Driving Citations	2
Civil Speed Citations	99
Other Citations	15
Other Arrests	3
Participating Officer/Deputies (Cumulative)	35